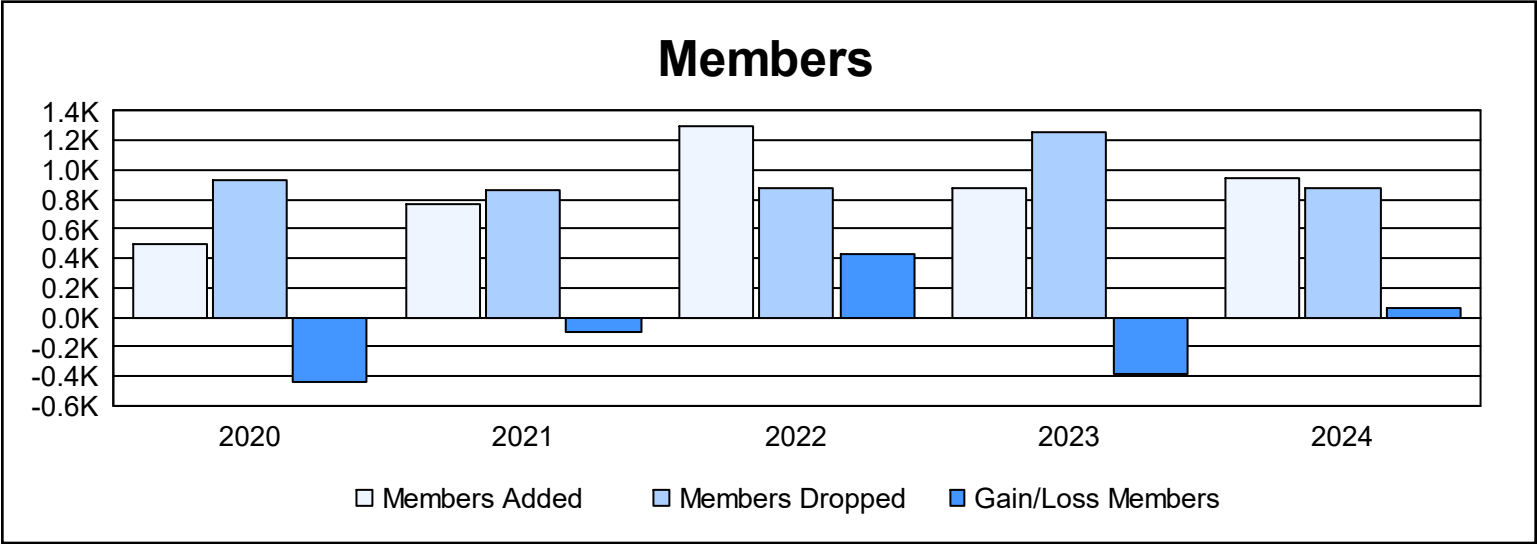
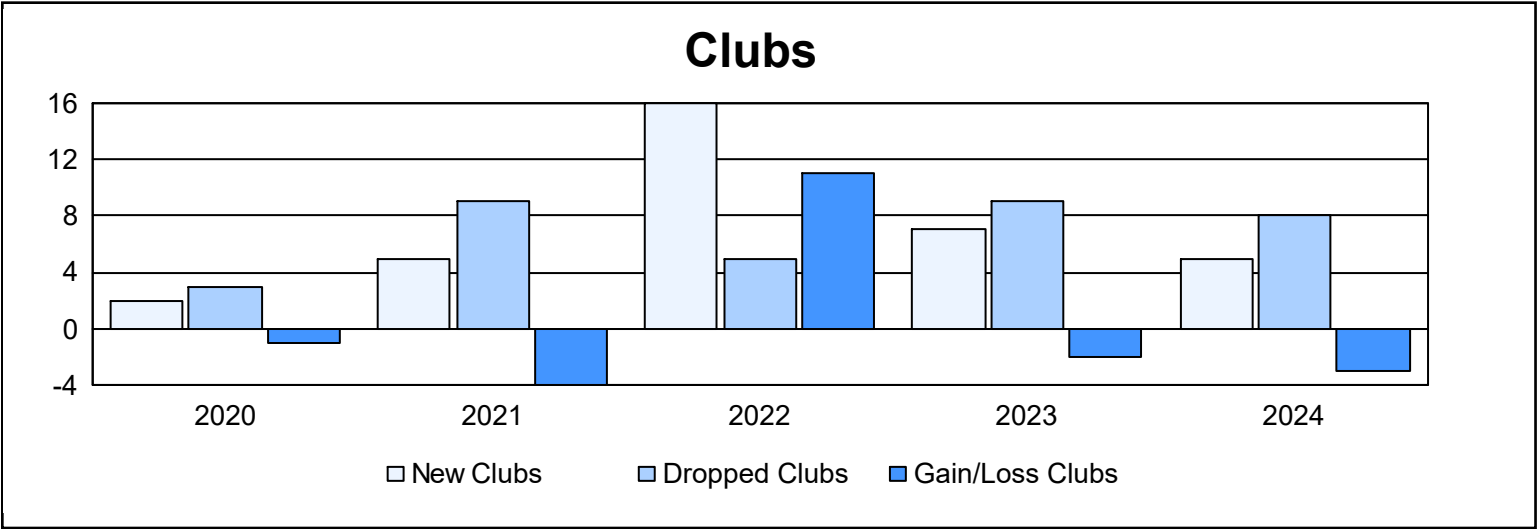
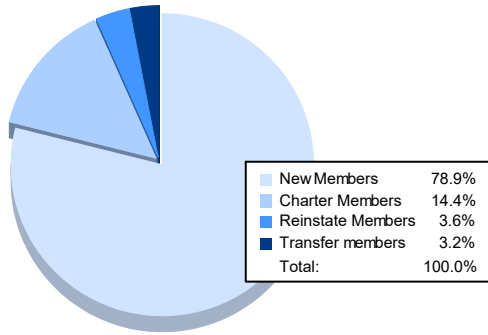


Year	New Clubs	Dropped Clubs	Gain/ Loss Clubs	New Members	Charter Members	Reinstate Members	Transfer Members	Total Member Added	Total Members Dropped	Gain/ Loss Members
2019-2020	2	3	-1	372	65	37	17	491	937	-446
2020-2021	5	9	-4	527	150	81	15	773	867	-94
2021-2022	16	5	11	639	528	114	22	1,303	872	431
2022-2023	7	9	-2	532	229	81	33	875	1,255	-380
2023-2024	5	8	-3	747	136	34	30	947	878	69
Average	7	7	0	563	222	69	23	878	962	-84



Membership Composition June 2024 Cumulative



Gender Composition June 2024 Cumulative

